
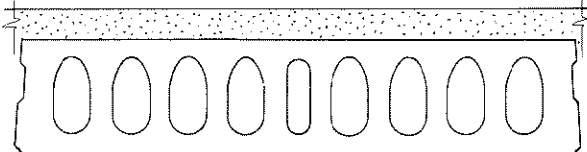
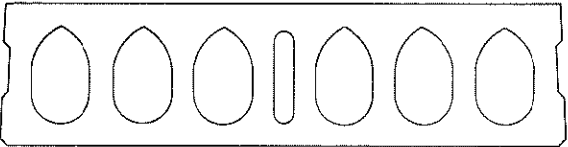
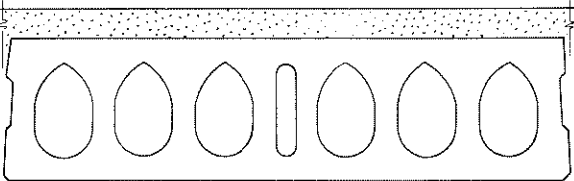
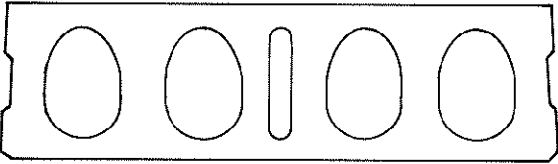
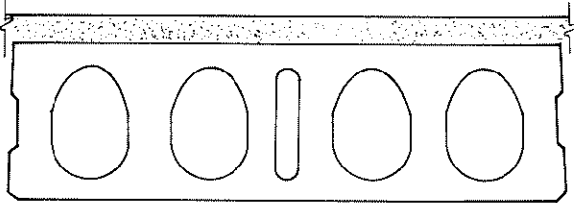


HOLLOW-CORE SLABS

Fig. 2.4.4 Section properties — normal weight concrete

Spancrete

Trade name: Spancrete® Licensing Organization: Spancrete Industries, Inc., Waukesha, Wisconsin						
3' - 4" x 8"				3' - 4" x 8" with 2" Topping		
						
Area (sq in.)	y_b (in.)	I (in. ⁴)	Weight (psf)	y_b (in.)	Mom. of Inertia (in. ⁴)	Weight (psf)
218	3.98	1515	68	5.33	3000	93
3' - 4" x 10"				3' - 4" x 10" with 2" Topping		
						
Area (sq in.)	y_b (in.)	I (in. ⁴)	Weight (psf)	y_b (in.)	Mom. of Inertia (in. ⁴)	Weight (psf)
257	5.19	2933	80	6.56	5015	105
3' - 4" x 12"				3' - 4" x 12" with 2" Topping		
						
Area (sq in.)	y_b (in.)	I (in. ⁴)	Weight (psf)	y_b (in.)	Mom. of Inertia (in. ⁴)	Weight (psf)
325	6.20	4981	102	7.54	7976	127
Note: All sections not available from all producers. Check availability with local manufacturers.						